

West Fraser Europe Limited

Station Road
Cowie
Stirling FK7 7BQ

Tel: 017868 819225

e-mail: enquires.uk@westfraser.com

website: <https://uk.westfraser.com>



Agrément Certificate

02/3934

Product Sheet 3 Issue 1

WEST FRASER FLOORING BOARDS

CABERSHIELD ECO

This Agrément Certificate Product Sheet⁽¹⁾ relates to Cabershield Eco, a P5 flooring grade chipboard with ultraviolet (UV) cured waterproof coating, for use on joisted floor construction. The coating, together with sealed joints, provides temporary weather protection to the boards prior to completion of the building envelope.

(1) Hereinafter referred to as 'Certificate'.

The assessment includes

Product factors:


- compliance with Building Regulations
- compliance with additional regulatory or non-regulatory information where applicable
- evaluation against technical specifications
- assessment criteria and technical investigations
- uses and design considerations

Process factors:

- compliance with Scheme requirements
- installation, delivery, handling and storage
- production and quality controls
- maintenance and repair

Ongoing contractual Scheme elements†:

- regular assessment of production
- formal 3-yearly review



KEY FACTORS ASSESSED

- Section 1. Mechanical resistance and stability
- Section 2. Safety in case of fire
- Section 3. Hygiene, health and the environment
- Section 4. Safety and accessibility in use
- Section 5. Protection against noise
- Section 6. Energy economy and heat retention
- Section 7. Sustainable use of natural resources
- Section 8. Durability

The BBA has awarded this Certificate to the company named above for the product described herein. This product has been assessed by the BBA as being fit for its intended use provided it is installed, used and maintained as set out in this Certificate.

On behalf of the British Board of Agrément

Date of issue: 22 January 2026

Hardy Giesler
Chief Executive Officer

This BBA Agrément Certificate is issued under the BBA's Inspection Body accreditation to ISO/IEC 17020. Sections marked with † are not issued under accreditation.

The BBA is a UKAS accredited Inspection Body (No. 4345), Certification Body (No. 0113) and Testing Laboratory (No. 0357).

Readers MUST check that this is the latest issue of this Agrément Certificate by either referring to the BBA website or contacting the BBA directly.

The Certificate should be read in full as it may be misleading to read clauses in isolation.

Any photographs are for illustrative purposes only, do not constitute advice and should not be relied upon.

British Board of Agrément

1st Floor, Building 3, Hatters Lane
Croxley Park, Watford
Herts WD18 8YG

©2026

tel: 01923 665300
clientservices@bbacerts.co.uk
www.bbacerts.co.uk

SUMMARY OF ASSESSMENT AND COMPLIANCE

This section provides a summary of the assessment conclusions; readers should refer to the later sections of this Certificate for information about the assessments carried out.

Compliance with Regulations

Having assessed the key factors, the opinion of the BBA is that Cabershield Eco, if installed, used and maintained in accordance with this Certificate, can satisfy or contribute to satisfying the relevant requirements of the following Building Regulations:



The Building Regulations 2010 (England and Wales) (as amended)

Requirement:	A1	Loading
Comment:		The product can contribute to satisfying this Requirement. See section 1 of this Certificate.
Requirement:	B3(1)(3)(a)	Internal fire spread (structure)
Comment:		The product can contribute to satisfying this Requirement. See section 2 of this Certificate.
Requirement:	B3(4)	Internal fire spread (structure)
Comment:		The product can contribute to satisfying this Requirement. See section 2 of this Certificate.
Regulation:	7(1)	Materials and workmanship
Comment:		The product is acceptable. See sections 8 and 9 of this Certificate.



The Building (Scotland) Regulations 2004 (as amended)

Regulation:	8(1)	Fitness and durability of materials and workmanship
Comment:		The product can contribute to satisfying this Regulation. See sections 8 and 9 of this Certificate.
Regulation:	9	Building standards – construction
Standard:	1.1(a)(b)	Structure
Comment:		The product can contribute to satisfying this Standard, with reference to clause 1.1.3 ⁽¹⁾⁽²⁾ . See section 1 of this Certificate.
Standard:	2.3	Structural protection
Comment:		The product can contribute to satisfying this Standard, with reference to clauses 2.3.1 ⁽¹⁾⁽²⁾ , 2.3.2 ⁽¹⁾⁽²⁾ and 2.3.3 ⁽¹⁾⁽²⁾ . See section 2 of this Certificate.
Standard:	7.1(a)	Statement of sustainability
Comment:		The product can contribute to satisfying the relevant requirements of Regulation 9, Standards 1 to 6, and therefore will contribute to a construction meeting at least a bronze level of sustainability as defined in this Standard.
Regulation:	12	Building standards – conversion
Comment:		All comments given for the product under Regulation 9, Standards 1 to 6, also apply to this Regulation, with reference to clause 0.12.1 ⁽¹⁾⁽²⁾ and Schedule 6 ⁽¹⁾⁽²⁾ .

(1) Technical Handbook (Domestic).

(2) Technical Handbook (Non-Domestic).



The Building Regulations (Northern Ireland) 2012 (as amended)

Regulation:	23(1)(a)(i)(iii)	Fitness of materials and workmanship
Comment:	(iv)(b)(i)	The product is acceptable. See sections 8 and 9 of this Certificate.
Regulation:	30	Stability
Comment:		The product can contribute to satisfying this Regulation. See section 1 of this Certificate.
Regulation:	35(1)(3)	Internal fire spread (structure)
Comment:		The product can contribute to satisfying this Regulation. See section 2 of this Certificate.
Regulation:	35(4)	Internal fire spread (structure)
Comment:		The product can contribute to satisfying this Regulation. See section 2 of this Certificate.

Additional Information

NHBC Standards 2026

In the opinion of the BBA, Cabershield Eco, if installed, used and maintained in accordance with this Certificate, can satisfy or contribute to satisfying the relevant requirements in relation to *NHBC Standards*, Chapters 6.4 *Timber and concrete upper floors* and 9.3 *Floor finishes*.

The opinion of the BBA does not amount to any endorsement or approval by NHBC and does not in any way guarantee that NHBC will approve such product / system as compliant with the NHBC Technical Requirements and Standards.

Fulfilment of Requirements

The BBA has judged Cabershield Eco to be satisfactory for use as described in this Certificate. The product has been assessed as a P5 flooring grade chipboard with UV-cured waterproof coating, for use in joisted floor construction. The coating, together with sealed joints, provides temporary weather protection to the boards prior to completion of the building envelope.

ASSESSMENT

Product description and intended use

The Certificate holder provided the following description for the product under assessment. Cabershield Eco is a P5 tongue-and-groove flooring grade chipboard, with a green UV-cured waterproof coating to the upper surface.

The product has the nominal characteristics given in Table 1.

Table 1 Nominal characteristics of Cabershield Eco

Characteristic (unit)	Value
Length (mm)	2400
Width (mm)	600
Thicknesses (mm)	22 ± 0.2
Density (kg·m ⁻³)	660 ± 30
Edges profile	Tongue-and-groove

Ancillary Items

The following ancillary items are essential to use with the product and have been assessed with the product:

- CaberFix D4 Adhesive — a one-part PU bonding adhesive to BS EN 204 : 2016, Class D4, for use in bonding board joints and also boards to joists
- CaberFix Joint & Joist Adhesive — a one-part polymeric gun-applied adhesive for bonding the boards to joists.

The Certificate holder recommends the following ancillary items for use with the product, but these materials have not been assessed by the BBA and are outside the scope of this Certificate:

- annular ring-shank nails — length 2.5 times the thickness of the product, for fixing the boards to the joists
- Pozidrive 50 mm no. 8 screws — for fixing the boards to the joists.

Applications

The product is intended for use as flooring grade chipboard in joisted floor constructions with sealed joints. The product can be left exposed to the weather for a period of up to 100 days during the building process.

Product assessment – key factors

The product was assessed for the following key factors, and the outcome of the assessments is shown below. Conclusions relating to the Building Regulations apply to the whole of the UK unless otherwise stated.

1 Mechanical resistance and stability

Data were assessed for the following characteristics.

1.1 Behaviour under loading

1.1.1 An assessment was made of the structural adequacy of the product under the loads that it is expected to resist.

1.1.2 The product is manufactured to the requirements of BS EN 312 : 2010 and can resist the loads associated with its use on normal joisted constructions.

2 Safety in case of fire

Data were assessed for the following characteristics.

2.1 Reaction to fire

2.1.1 Results of reaction to fire classification tests are given in Table 2.

Table 2 Reaction to fire classification

Product assessed	Construction	Assessment method	Result ⁽¹⁾
Cabershield Eco	Substrate: 6 ±1 mm fibre cement board with a density of 1800 ± 200 kg·m ⁻³	BS EN 13501-1 : 2018	C _{fl} -s1

(1) Copies of the test report (ref: ref: 26/03350/06/24) are available from the Certificate holder on request.

2.1.2 On the basis of data assessed, the product may be restricted on some compartment floors in Scotland.

2.1.3 Designers must refer to the relevant national Building Regulations guidance for detailed conditions of use, particularly in respect of requirements for substrate fire performance, cavity barriers, service penetrations and combustibility limitations for other materials and components used in the overall floor construction.

2.2 Resistance to fire

Where a floor incorporating the product is required to achieve a period of fire resistance, its performance must be calculated with reference to BS EN 1995-1-2 : 2004 and its UK National Annex by a suitably experienced and competent individual or, where necessary, by a test from a suitably accredited laboratory.

3 Hygiene, health and the environment

Data were assessed for the following characteristics.

3.1 Weathertightness

3.1.1 Results of resistance to standing water test are given in Table 3.

Table 3 Resistance to standing water

Product assessed	Assessment method	Requirement	Result
Cabershield Eco with CaberFix D4 Adhesive	BBA internal test method	No observed leakage through the joints	Pass

3.1.2 On the basis of data assessed, the product is able to resist water ponding for up to 60 days.

3.1.3 In persistently wet conditions, some water penetration may be expected. This could result in some swelling around joints and fixings.

3.2 Property in relation to air

The product achieved a class E1 formaldehyde specification to BS EN 13986 : 2004 and BS EN 312 : 2010.

4 Safety and accessibility in use

Data were assessed for the following characteristic.

4.1 Slip resistance

4.1.1 Results of slip resistance tests are given in Table 4.

Table 4 Slip resistance

Product assessed	Assessment method	Requirement	Result
Cabershield Eco	BBA Internal test specification T1/10 Issue 2 : 2016	Value achieved	Dry = 62 Wet = 24

4.1.2 On the basis of data assessed, the product has low slip potential in dry conditions but high slip potential in wet conditions, in accordance with UK Slip Resistance Group (UKSRG) guidelines, as given in Table 5 of this Certificate.

Table 5 Slip potential classification

Slip potential	Pendulum test value(PTV)
High	0 to 24
Moderate	25 to 35
Low	36 +

4.1.3 Additional care must be taken if walking on the product in wet conditions, or the surface must be allowed to dry first.

5 Protection against noise

Not applicable.

6 Energy economy and heat retention

Not applicable.

7 Sustainable use of natural resources

Not applicable.

8 Durability

8.1 The potential mechanisms for degradation and the known performance characteristics of the materials in the product were assessed.

8.2 Specific test data were assessed as given in Table 5.

Table 5 Resistance to abrasion

Product assessed	Assessment method	Requirement	Result
Cambershield Eco	Taber abrasion to BS EN ISO 7784-2: 2023 (H22 wheel at 500 g and 500 cycles)	Value achieved	Mean mass loss = 92.4 mg

8.3 Service life

Under normal service conditions, the product will have a life equivalent to the structure in which it is incorporated, provided it is designed, installed and maintained in accordance with this Certificate and the Certificate holder's instructions.

PROCESS ASSESSMENT

Information provided by the Certificate holder was assessed for the following factors:

9 Design, installation, workmanship and maintenance

9.1 Design

9.1.1 The design process was assessed by the BBA, and the following requirements apply in order to satisfy the performance specified in this Certificate.

9.1.2 Floor structures incorporating the product must be designed and installed in accordance with BS EN 1995-1-1 : 2004 and its UK National Annex, PD CEN/TR 12872 : 2014 and BS 8103-3 : 2009. Joist spacings must not exceed 600 mm.

9.1.3 Floor structures incorporating the product must be designed to resist the load requirements specified in BS EN 1991-1-1 : 2002 and its UK National Annex.

9.1.4 For floor applications outside the scope of BS 8103-3 : 2009, a suitably experienced and competent individual must ensure that the construction incorporating the product will satisfy the loading requirements specified in BS EN 1991-1-1: 2002 and its UK National Annex.

9.2 Installation

9.2.1 Installation instructions provided by the Certificate holder were assessed and judged to be appropriate and adequate.

9.2.2 Installation must be carried out in accordance with this Certificate and the Certificate holder's instructions. A summary of instructions and guidance is provided in Annex A.

9.2.3 Installation of the product must be carried out in dry conditions. Floor joists and beams must be secured and braced before starting to lay the product. Prior to fixing, any standing water or moisture on surface flanges must be wiped down.

9.2.4 Application of CaberFix D4 Adhesive must only be carried out in dry conditions at temperatures between 5 and 25°C, and a relative humidity of between 40 and 60%.

9.2.5 Provision must be made for future access to any pipes and services running between joists. Traps for this purpose must be supported on all sides. If access traps are cut and edges supported, the cut edges must be protected from water by application of CaberFix D4 Adhesive or CaberFix Joint & Joist Adhesive.

9.2.6 CaberFix D4 Adhesive must be applied along the full length of all tongue and groove edge profiles of adjacent boards before they are fitted together. See Figure 1. Cut and perimeter edges must be sealed with the adhesive.

9.3 Workmanship

Practicability of installation was assessed by the BBA on the basis of the Certificate holder's information. To achieve the performance described in this Certificate, installation of the product must be carried out by a competent general builder, or a contractor, experienced with this type of product.

9.4 Maintenance and repair

As the product is normally covered with finishes (outside the scope of this Certificate) and has a suitable durability, maintenance is not required. However, where damage has occurred, it must be repaired promptly in accordance with the Certificate holder's instructions.

10 **Manufacture**

10.1 The production processes for the product have been assessed, and provide assurance that the quality controls are satisfactory according to the following factors:

10.1.1 The manufacturer has provided documented information on the materials, processes, testing and control factors.

10.1.2 The quality control operated over batches of incoming materials has been assessed and deemed appropriate and adequate.

10.1.3 The quality control procedures and product testing to be undertaken have been assessed and deemed appropriate and adequate.

10.1.4 The process for management of non-conformities has been assessed and deemed appropriate and adequate.

10.1.5 An audit of each production location was undertaken, and it was confirmed that the production process was in accordance with the documented process, and that equipment has been properly tested and calibrated.

† 10.2 The BBA has undertaken to review the above measures on a regular basis through a surveillance process, to verify that the specifications and quality control operated by the manufacturer are being maintained.

11 **Delivery and site handling**

11.1 The Certificate holder stated that the product is delivered to site in banded packs wrapped in polythene bearing the product name, the Certificate holder's name, batch number, health and safety information and weight of contents in kilograms.

11.2 The products are supplied in the pack sizes given in Table 1.

Thickness (mm)	No. of products per pack	Approx weight (tonne)
22	82	1.8

11.3 Delivery and site handling must be performed in accordance with the Certificate holder's instructions and this Certificate, including:

11.3.1 The product must be stored off the ground, preferably on bearers, to allow air to circulate. If stored outside, it must be protected with a weatherproof sheeting.

11.3.2 CaberFix D4 Adhesive and CaberFix Joint & Joist Adhesive must be stored under cover, in the original packaging, between temperatures of 5 and 25°C.

Supporting information in this Annex is relevant to the product but has not formed part of the material assessed for the Certificate.

Construction (Design and Management) Regulations 2015

Construction (Design and Management) Regulations (Northern Ireland) 2016

Information in this Certificate may assist the client, designer (including Principal Designer) and contractor (including Principal Contractor) to address their obligations under these Regulations.

CLP Regulations

The Certificate holder has taken the responsibility of classifying and labelling the product and/or components under the *GB CLP Regulation* and *CLP Regulation (EC) No 1272/2008 - classification, labelling and packaging of substances and mixtures*. Users must refer to the relevant Safety Data Sheet(s).

CE marking

The Certificate holder has taken the responsibility of CE marking the product in accordance with harmonised European Standard EN 13986 : 2004.

Management Systems Certification for production

The management system of the manufacturer has been assessed and registered as meeting the requirements of BS EN ISO 9001 : 2015 by BM Trada (Certificate 2359).

Additional information on installation

Fixing to I-joists

A.1 Timber based I-joists are proprietary products which have specific installation requirements, for example relating to lateral restraint. The number of fixings required will vary depending on factors such as the geometry of the particular installation, the dimensions of the I-joist and whether the deck is required to act as a diaphragm. When installing the product on I-joists, the recommendations of the joist manufacturer should be followed.

A.2 The methods set out in sections A.7 to A.16 use a fixing at every joist for each product (equivalent to a fixing every 600 mm along each joist). However, for each installation, guidance from the I-joist manufacturer, or other suitably experienced and competent persons, must be obtained and followed, including increasing the number of fixings where appropriate.

Laying

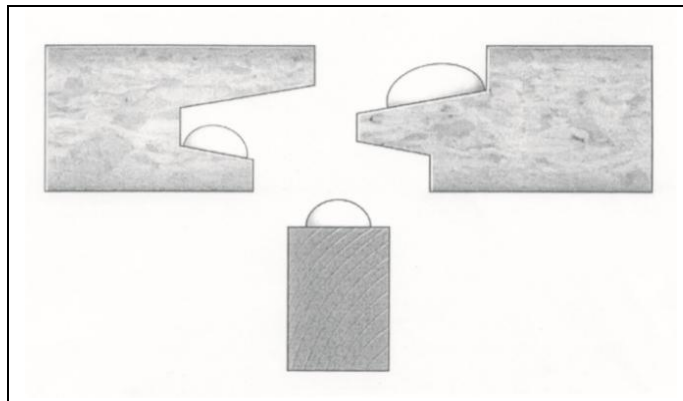
A.3 The product is laid on top of the joists, with the longest edges at right angles to the joists. Short end joints should be staggered by approximately half a product in a brick bond pattern with these ends falling on the centre line of the joist. If they overhang, additional timber supports or noggings must be provided. Although long edges do not need intermediate support between joists, support noggings should be fixed at floor perimeters where unsupported edges abut a wall.

A.4 Laying starts with a single row of products parallel to the longest wall, allowing for a suitably sized expansion gap. A minimum gap of 10 mm, or 2 mm per metre run of floor, whichever is greater, should be left against all walls and abutments. Particular attention must be paid to maintaining expansion gaps at all times during construction. When large single-run floors are being laid, it is necessary to incorporate intermediate expansion gaps to allow for possible movement.

A.5 All tongue-and-groove edges must be glued with an ample bead of CaberFix D4 adhesive applied to the grooved edge and a smaller bead applied to the top edge of the tongue (see Figure 1). When the products are butted tightly, the glue should reach the top of the joint.

A.6 Heads of nails or screws driven through the top surface of the product must be protected by application of a covering layer of CaberFix D4 Adhesive.

Figure 1 Glueing



Mechanical fixing, with adhesives at joints and perimeter

A.7 The product is fixed to the joists using 10 gauge annular ring-shank nails of length 2.5 times the thickness of the product, at a rate of four nails at each end and three at intermediate joists (total 5 per product) and hammered flush with the surface of the product. The product should be fixed along the perimeter at 200 to 300 mm centres, approximately 25 mm from the edge of the product.

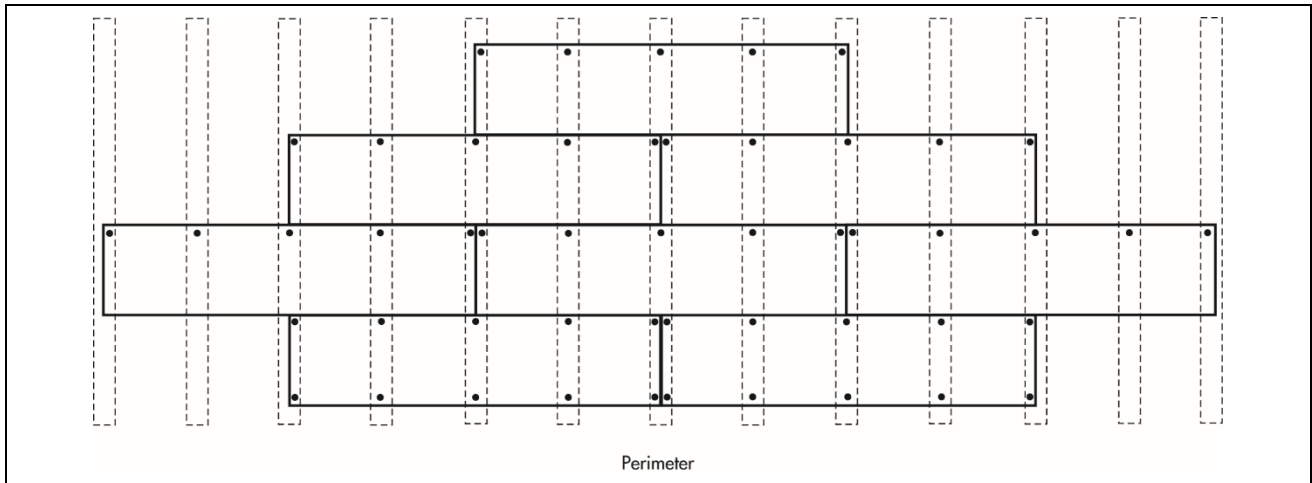
A.8 The tongue-and-groove joint is sealed with CaberFix D4 Adhesive.

A.9 Two continuous beads of CaberFix Joint & Joist Adhesive or CaberFix D4 Adhesive are applied to the top of the joists in 600 mm lengths, for the first run of product.

A.10 The product must be fixed within 15 minutes, the first run being placed into position squarely, avoiding any unnecessary dragging, which will disturb the adhesive. The first run is fixed to each joist along the perimeter 50 mm from the product's edge using annular ring-shank nails with a length 2.5 times the thickness of the product, or screws. The products are also fixed by secret nailing through the tongue of the long edge at 20° to the vertical, one annular ring-shank nail (or screw) being fixed to every I-joist.

A.11 CaberFix Joint & Joist Adhesive or CaberFix D4 Adhesive is applied along the next 600 mm run of joists, and the next row of products is staggered to form a brick bond pattern. The product is then fixed by either screwing through the face or secret fixing through the tongue at each joist (see Figure 2).

Figure 2 Nailing pattern for Cabershield Eco fixed to I-joists at 600 mm centres



A.12 Any damage to the UV coating that results in slight exposure of the P5 chipboard must be protected using CaberFix D4 adhesive.

A.13 After a run of products is fixed, all cut product edges and exposed edges around the perimeter are immediately sealed with CaberFix D4 Adhesive. This operation must be carried out in dry conditions.

A.14 Subsequent rows are fixed as described in sections A1 to A.6. The last row of products is fixed to each joist along the perimeter, 50 mm from the product's edge.

A.15 Where nailing could damage flooring or joists, products should be fixed using countersunk Pozidrive no 8 screws in pre-drilled holes.

A.16 The floor deck can be walked on immediately after fixing, but further heavy construction work should be avoided for 24 hours.

Fixing to solid timber joists

A.17 The method described in sections A.7 to A.16 can also be used when fixing the product to solid timber joists.

Finishing

A.18 If the product surface is damaged during the construction period, it must be repaired immediately.

A.19 The product tolerates wet conditions, but this may have an adverse effect on site safety.

A.20 When all construction and decoration work is complete and the building is weathertight, the deck must be swept clean, and any D4 glue from the exposed joints must be removed.

Bibliography

- BBA Internal Test specification T1/10 : 2016 *Method for the determination of the slip resistance of flooring*
- BS 8103-3 : 2009 *Structural design of low-rise buildings — Code of practice for timber floors and roofs for housing*
- BS EN 204 : 2016 *Classification of thermoplastic wood adhesives for non-structural applications*
- BS EN 312 : 2010 *Particleboards — Specifications*
- BS EN 1991-1-1 : 2002 *Eurocode 1 — Actions on structures — General actions — Densities, self-weight, imposed loads for buildings*
- NA to BS EN 1991-1-1 : 2002 *Eurocode 1 — Actions on structures — General actions — Densities, self-weight, imposed loads for buildings*
- BS EN 1995-1-1 : 2004 + A2 : 2014 *Eurocode 5 : Design of timber structures — General — Common rules and rules for buildings*
- NA to BS EN 1995-1-1 : 2004 + A2 : 2014 *UK National Annex to Eurocode 5 : Design of timber structures — General — Common rules and rules for buildings*
- BS EN 1995-1-2 : 2004 *Design of timber structures – General – Structural fire design*
- BS EN 13501-1 : 2018 *Fire classification of construction products and building elements — Classification using data from reaction to fire tests*
- BS EN 13986 : 2004 + A1 : 2015 *Wood-based panels for use in construction — Characteristics, evaluation of conformity and marking*
- BS EN ISO 9001 : 2015 *Quality management systems — Requirements*
- PD CEN/TR 12872 : 2014 *Wood-based panels — Guidance on the use of load-bearing boards in floors, walls and roofs*

Conditions

1 This Certificate:

- relates only to the product that is named and described on the front page
- is issued only to the company, firm, organisation or person named on the front page – no other company, firm, organisation or person may hold or claim that this Certificate has been issued to them
- has to be read, considered and used as a whole document – it may be misleading and will be incomplete to be selective
- is copyright of the BBA
- and any matter arising out of or in connection with it or its subject matter (including non-contractual disputes or claims) is governed by and construed in accordance with the law of England and Wales.
- the courts of England and Wales shall have exclusive jurisdiction to settle any matter arising out of or in connection with this Certificate or its subject matter (including non-contractual disputes or claims).

2 Publications, documents, specifications, legislation, regulations, standards and the like referenced in this Certificate are those that were current and/or deemed relevant by the BBA at the date of issue or reissue of this Certificate.

3 This Certificate will be displayed on the BBA website, and the Certificate Holder is entitled to use the Certificate and Certificate logo, provided that the product and its manufacture and/or fabrication, including all related and relevant parts and processes thereof:

- are maintained at or above the levels which have been assessed and found to be satisfactory by the BBA
- continue to be checked as and when deemed appropriate by the BBA under arrangements that it will determine
- are reviewed by the BBA as and when it considers appropriate.

4 The BBA has used due skill, care and diligence in preparing this Certificate, but no warranty is provided.

5 In issuing this Certificate the BBA is not responsible and is excluded from any liability to any company, firm, organisation or person, for any matters arising directly or indirectly from:

- the presence or absence of any patent, intellectual property or similar rights subsisting in the product or any other product
- the right of the Certificate holder to manufacture, supply, install, maintain or market the product
- actual installations of the product, including their nature, design, methods, performance, workmanship and maintenance
- any works and constructions in which the product is installed, including their nature, design, methods, performance, workmanship and maintenance
- any loss or damage, including personal injury, howsoever caused by the product, including its manufacture, supply, installation, use, maintenance and removal
- any claims by the manufacturer relating to UKCA marking and CE marking.

6 Any information relating to the manufacture, supply, installation, use, maintenance and removal of this product which is contained or referred to in this Certificate is the minimum required to be met when the product is manufactured, supplied, installed, used, maintained and removed. It does not purport in any way to restate the requirements of the Health and Safety at Work etc. Act 1974, or of any other statutory, common law or other duty which may exist at the date of issue or reissue of this Certificate; nor is conformity with such information to be taken as satisfying the requirements of the 1974 Act or of any statutory, common law or other duty of care.