

# Sheet material storage and conditioning

The following is advice / guidelines, which should be considered once the product is delivered.

# Handling

Like all panel products, Norbord's OSB, particleboard and MDF should be handled carefully to prevent the risk of boards slipping or toppling and potential injury. As a duty of care to our customers, Norbord has undertaken extensive testing of our packaging and strapping to ensure our products arrive safely. End users are responsible to ensure that appropriate risk assessments are undertaken and safe procedures are in place.

The following is advice / guidelines, which should be considered once the product is delivered:

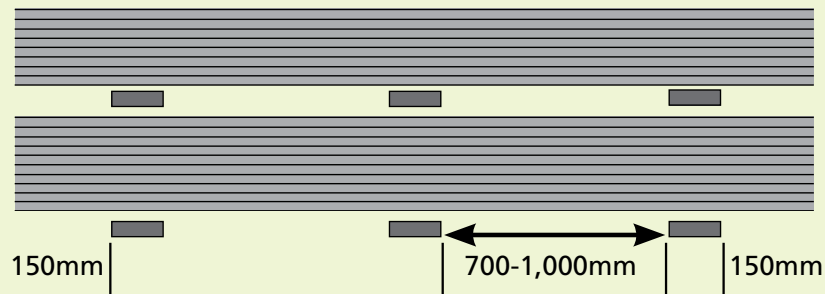
- When un-banded there is a possibility that panels may move if being transported or stored on uneven surfaces
- Only banded packs should be stored above ground level
- Racking used for storage should be appropriately rated to carry the load
- The bearers which are attached to the packs are not load bearing, so packs which have to be stored above ground level should be suitably supported
- Un-banded packs which have to be moved should be re-banded to prevent movement



## Storage

Panels should be banded and stored under cover, on a level base with sufficient bearers to prevent sagging or other distortion. Care should be taken to protect edges. Where the panel is to be stored for a prolonged period, additional bearers should be installed.


An HSE information sheet on the 'safe stacking of sawn material and board materials' is available in our document library at [www.norbord.co.uk](http://www.norbord.co.uk)



**Correct method of storage on bearers**

## Conditioning

In common with other wood and wood-based products, OSB may expand or contract slightly when exposed to changes of moisture in the atmosphere. Boards should be allowed to reach equilibrium by storing them under the atmospheric conditions in which they are to be used for a minimum of 48 hours prior to installation.

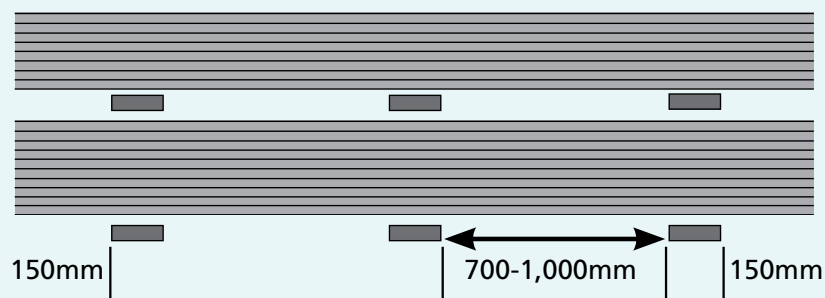


**Correct method of edge stacking**

## Storage

On delivery, boards should be stacked on equidistantly spaced bearers in a dry, covered area with outside storage adopted only as a last resort. If storage outside is unavoidable, stack on dry level ground and protect the boards by covering with a polythene or waterproof sheet. Ensure that the board edges are covered and secured to avoid lifting by the wind.


An HSE information sheet on the 'safe stacking of sawn material and board materials' is available in our document library at [www.norbord.co.uk](http://www.norbord.co.uk)



**Correct method of storage on bearers**

## Conditioning

Wood particleboards expand on taking moisture from surrounding air (plus effects of wet trades, site conditions etc.) and shrink on losing it. As a guide small increase in moisture of 1% increases length and width by 0.25mm per metre. A decrease in moisture of 1% will have a corresponding shrinkage effect. It is clearly desirable to minimise these changes, which can be applied pro-rata, by taking a few simple precautions. Boards should be allowed to reach equilibrium by storing them under the atmospheric conditions in which they are to be used, for a minimum of 48 hours prior to laying. It is recommended that boards are loose stacked, on a minimum of 3 equi-spaced bearers, with spacers between each board to allow free air movement.



**Correct method of edge stacking**

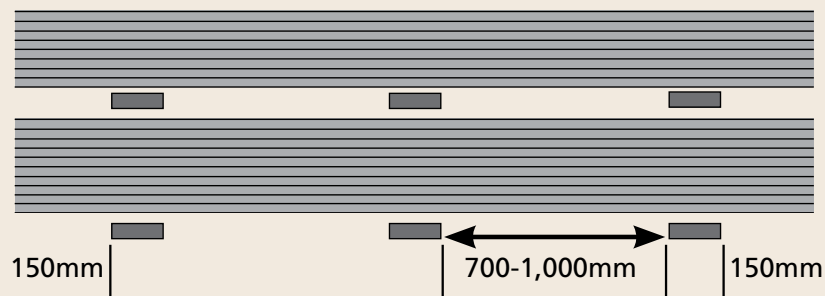
## Transport and storage

CaberWood MDF should be:

- Transported in uniform stacks on a flat base to avoid damage
- Protected against the weather
- Stored on a rigid flat base and adequately ventilated
- Insulated from the ground to avoid dampness

When wooden bearers are used, they should be of uniform thickness and placed in line. The distance between bearers should be no greater than 700–1,000mm.

An HSE information sheet on the 'safe stacking of sawn material and board materials' is available on request.



## Correct method of storage on bearers

## Conditioning

Wood panel products expand on taking moisture from surrounding air and shrink on losing it. As a guide, a small increase in moisture of 1% increases length and width by 0.25mm per metre. A decrease in moisture of 1% will have a corresponding shrinkage effect. It is clearly desirable to minimise these changes, which can be applied pro-rata, by taking a few simple precautions. Boards should be allowed to reach equilibrium by storing them under the atmospheric conditions in which they are to be used, for a minimum of 48 hours prior to laying. It is recommended that boards are loose stacked, on a minimum of 3 equi-spaced bearers, with spacers between each board to allow free air movement.

## CaberWood MDF panel weight guide

For lifting & handling purposes using an 18mm panel thickness, the following should be used as a guide weight (kg per m<sup>2</sup>).

- CaberWood MDF Trade / MR 10 kg/m<sup>2</sup>
- CaberWood MDF Pro / MR13 kg/m<sup>2</sup>
- CaberWood MDF Industrial 14.5 kg/m<sup>2</sup>

*Note: Calculations for guide weights for thicknesses other than 18mm, are pro-rata, e.g. 12mm CaberWood MDF ProLite = 10 kg/m<sup>2</sup> x 12/18 = 6.7 kg/m<sup>2</sup>.*